



ZAKŁADY ELEKTROMECHANICZNE "ELEKTRA"  
 SPÓŁDZIELNIA INWALIDÓW  
 01-756 WARSZAWA, UL.PRZASNYSKA 6A

## INSTRUCTION FOR INSTALLATION AND USE

### Light bar LZN-SLENDER 2K

#### GENERAL DESCRIPTION:

The special warning flash LED light bar LZN-LENDER 2K forms an elementary unit of the equipment of warning signal of privileged road vehicles.

The casing of the lamp consist of two aluminum shapes, upper aluminum section and lower aluminum section joined together through the brackets, partitions, front and side colorless covers fabricated with polycarbonate.

Inside the case, are placed two 4MD3 modules emitting vibrating warning light: blue or amber to choose, and optional two modules MLKD6 producing directional warning red light, made from the row of big power super bright LEDs equipped with the individual optical systems assuring the light distribution according to the requirements of the Regulation No.65.UNECE.

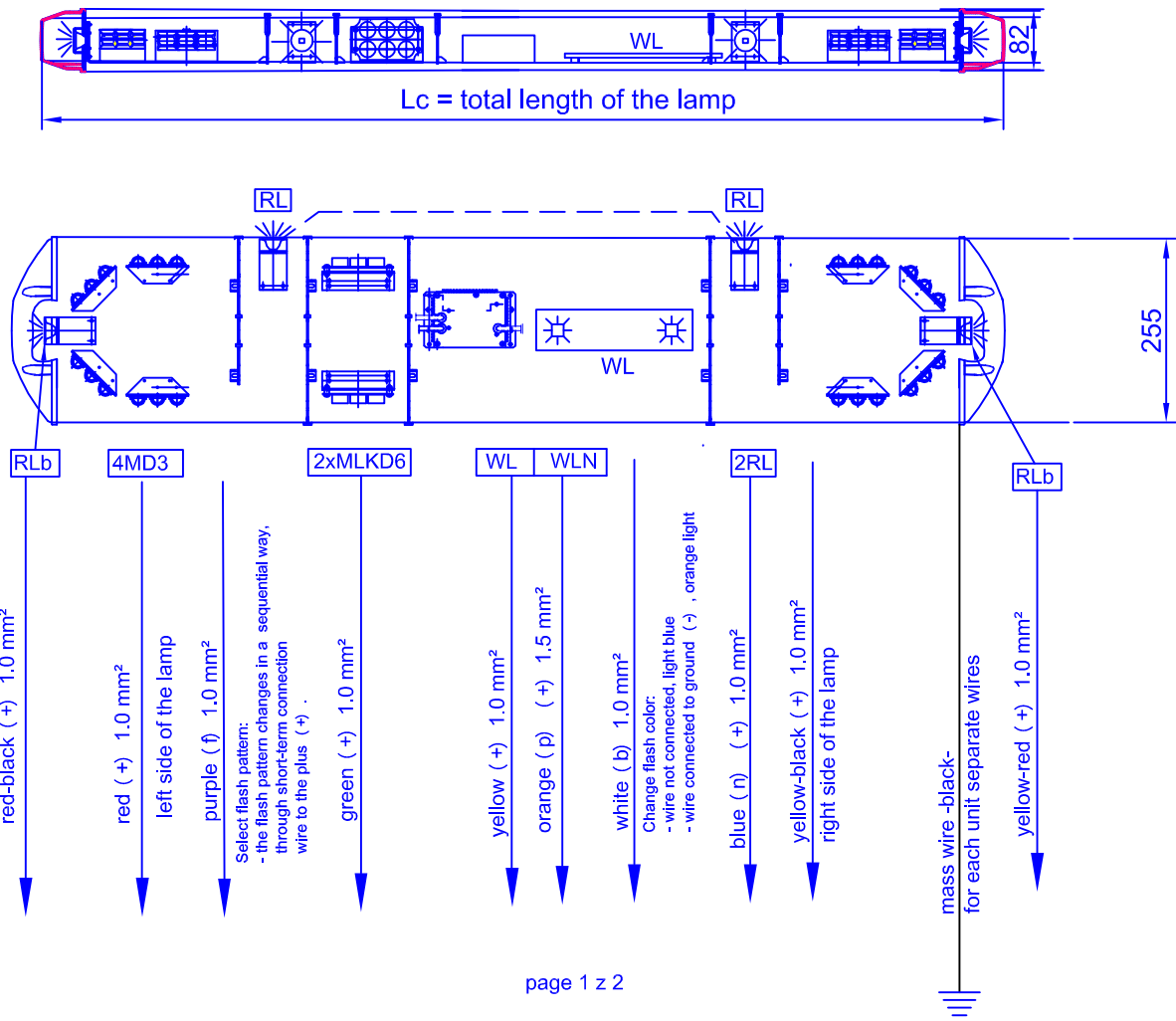
In addition, the lamp can be equipped with a LED-backlit display of inscription such .: POLICE, AMBULANCE . WL and the inscription display made on the LEDs WLN. Inside the lamp can also be placed the LED front headlights RL and side headlights RLB.


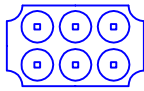

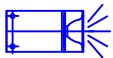


Lamp complies with the applicable requirements of the Regulation R10.05 UNECE concerning electromagnetic compatibility.

On request, the lamp can be equipped with:

- brackets that secure the lamp (fixed on the roof of the vehicle)
- brackets that secure the lamp (on the rail vehicle)
- magnetic holder (allowing disassemble the lamp from the roof of the vehicle)

### Overall dimensions



Items of equipment of lamp LZN-SLENDER 2K				
Equipment	Icon	Average current consumption	Wire colors	Mark X
LED Module 2x 4MD3 blue	 4MD3	2A @ 12V or 1A dla 24V	red left side yellow-black right side	
2xMLKD6 Red module		1A @ 12V or 0,5A @ 24V	green	
LED front headlights 2RL	 RL	0,8A @ 12V or 0,4A @ 24V	blue	
LED side headlight	 RLb	0,4A @ 12V or 0,2A @ 24V	left red-black right yellow-red	
LED backlight of inscription	 WL	0,33A @ 12V or 0,16A @ 24V	yellow	
LED display of inscription	 WLN	Max : 1,5A @12V or 0,75A @ 24V	orange	
The total current consumption depends on the sum of current consumption of individual pieces of equipment lamp				

The lamp allows you to choose one of three flash patterns:

1. Quadruple flash
2. Triple flash
3. Double flash

Example of marking lamps in order of devices on the lamp:

LZN-SLENDER + lamp length ( mm) + ( modules + display + red module + halogens) for example:

LZN-SLENER LF 1400 ( 2x4MD3 + WL + 2xMLKD6 + 2RL + 2RL)